



Office of Management

VA Office of Asset Enterprise Management (OAEM)

VA Energy Management Program Service (EMP)

www.energy.va.gov

Asad Gilani CEM | BEP | CAP
Portfolio Manager

April 23, 2020

Presented at Interagency Sustainable Working Group (ISWG)
Meeting



VA MISSION

To care for him who shall have borne the battle and for his widow, and his orphan.

- Abraham Lincoln, 1865

Today, we say to care for those "who shall have borne the battle," and for their families and their survivors.



- VA provides medical care, financial benefits, and memorial services to our Veterans and families
- Resiliency and Sustainability is essential and fundamental to achieving VA's mission
- VA strives to provide healthy, productive and cost effective environment for Veterans, employees, and visitors
- VA is regularly incorporating sustainable practices into day to day business processes and decision making

Integrity **C**ommitment **A**dvocacy **R**espect **E**xcellence



VA TODAY ~ Approximately

- 20 Million Veterans (380,000 Employees); \$200 Billion Budget
- 7-9 Million served at VA hospitals and clinics
- Pension benefits for nearly 393,000 Veterans and Survivors
- 150 Hospitals (Owned Bldgs 6,277 (2,263 Historic), GSA Leased 1,958) plus EUL program (100 + since 1991)
- 180 Million Sq.Ft. of total space (30% GP compliant) incl. leased assets
- VA Hospitals use 150K BTU/GSF vs. 231K BTU/GSF at Private Hospitals
- 37 + Hospitals are Energy Star Certified (24% of total Sq.Ft.)
- Energy intensity down 28.6% vs. 2003
- Water intensity down 34.5% vs. 2007
- GHG Scope 1&2 down 11% vs. 2008
- 91 MW of PV Solar installed
- Awarded over \$860 Million in ESPC & UESC projects
- Fleet (Owned) 4,600; (Leased) 17,000
- Won Numerous Awards and Recognitions



ENERGY MANAGEMENT PROGRAM

Major Program Areas

- ❑ Energy Management
- ❑ Environmental Management
- ❑ Sustainable Buildings
- ❑ Vehicle Fleet Management

Key Functions

- ❑ Establish and distribute agency-level policies and programs; oversee implementation; report on results
- ❑ Coordinate internal efforts to meet targets and fulfill requirements
- ❑ Produce data, analysis and performance reporting for OMB, CEQ, DOE, EPA, GSA, Congress
- ❑ Represent VA in interagency forums and provide expert input on proposed language impacting Federal agencies



ENERGY AND WATER MANAGEMENT

FY 2019 Data (*Preliminary/not yet approved by DOE*)

VA Mission Increase

Number of Employees vs. 2008

+ 52%

Patient Load (Visits Per Day) vs. 2008

+ 41%

Energy and Water Performance

Energy Intensity (MBtu/GSF) vs. 2003 baseline

- 28.5%

Potable Water (Gal/Sq.Ft) vs. 2007 baseline

- 34.5%

Renewable Electricity Used as % of Total Electricity Consumption

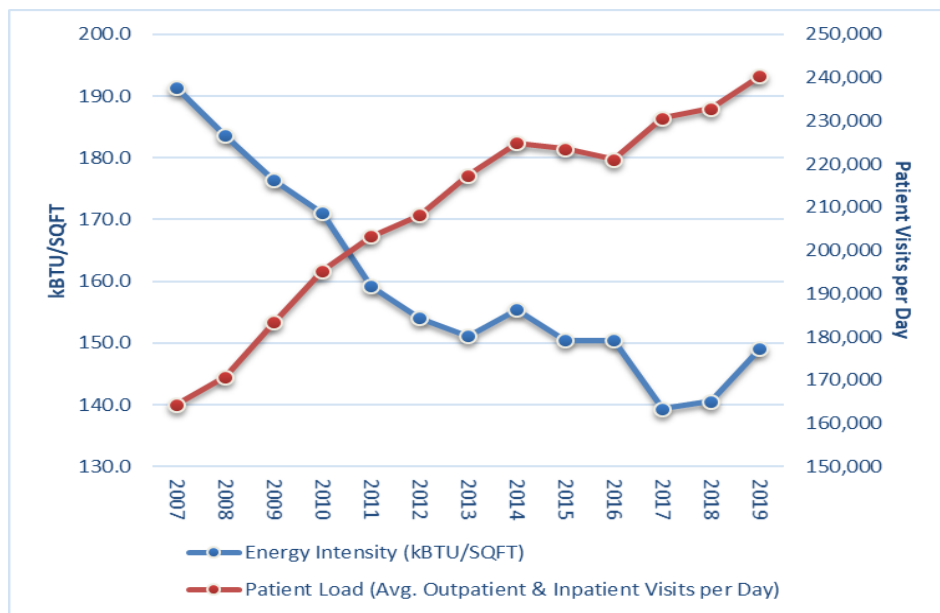
10.5%



ENERGY MANAGEMENT HIGHLIGHTS

- 170 covered facilities representing 95% of energy use
- FY 2019 energy cost of \$459 million
- Program office for all Energy Performance Contracts (ESPC, UESC)
 - Awarded \$868 million since 2011
- Oversee centralized energy commodities purchasing program
 - \$249 million in avoided costs over the life of contracts awarded to date
 - 1,950 RECs acquired
- Without VA's energy management initiatives since 2008, VA estimates it would be paying over **70%** more for utilities

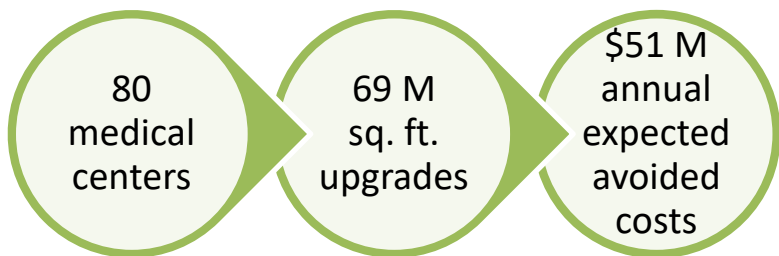
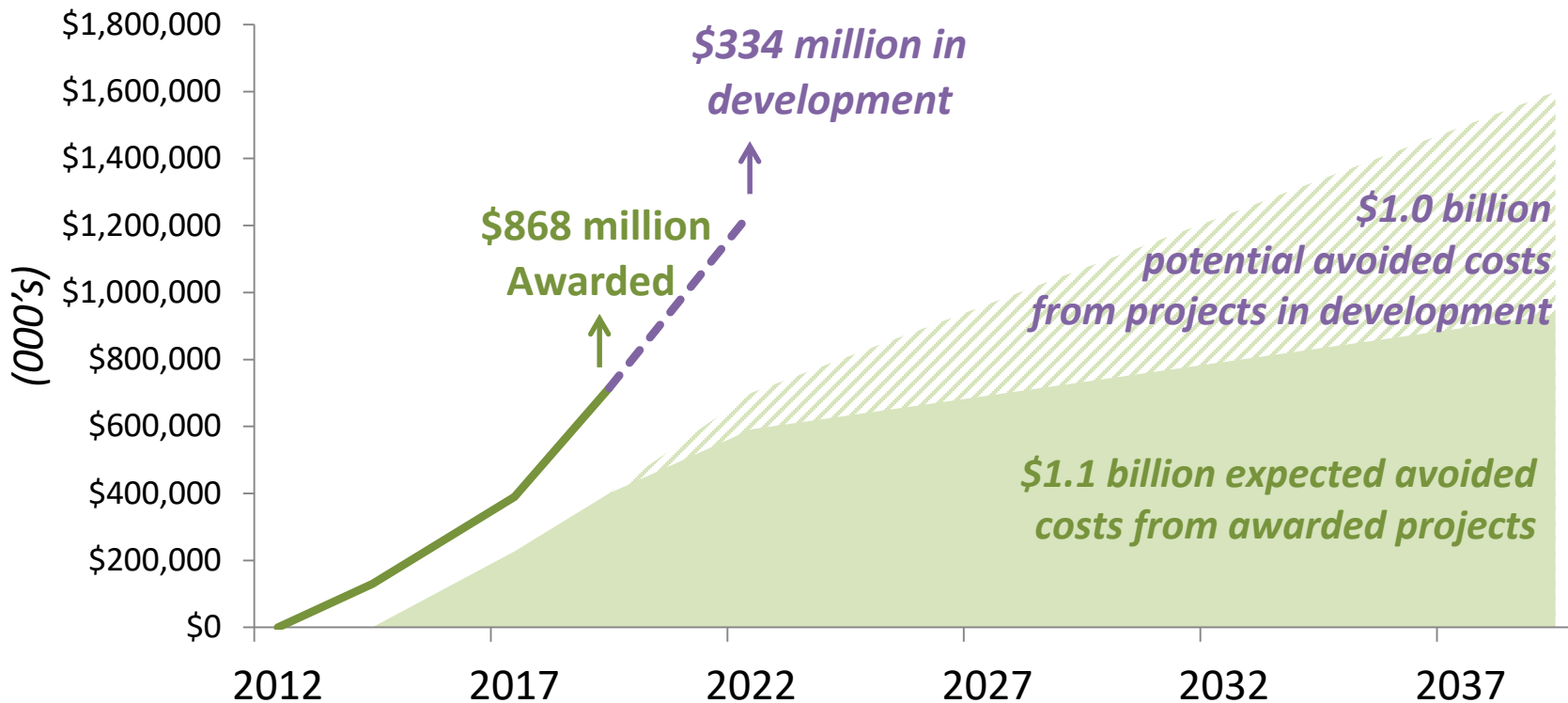
VA utility cost per sq ft. has significantly decreased while patient load has sharply increased



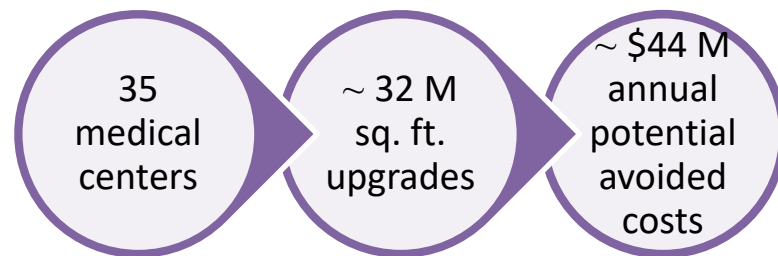
* 2019 figures preliminary, pending DOE approval of VA energy report



ENERGY PERFORMANCE CONTRACTING



AWARDED



IN DEVELOPMENT



FLEET MANAGEMENT

FY 2019 Data	Change
VA Mission Increase	
Number of employees vs. 2008	+ 52%
Number of vehicles vs. 2008	+ 75%
Fleet Performance Tracked on OMB Scorecard	
Petroleum consumption increase since 2005 (required: $\geq 20\%$ decrease by 2015)	+4.2%
Petroleum consumption increase since 2018 (year-to-year reduction expected)	+2.1%
AFV acquisition % in 2019 (75% required)	101%
Alternative fuel as a % of total fleet fuel use (no benchmark)	9.5%



FLEET MANAGEMENT HIGHLIGHTS

- VA uses vehicles to transport Veterans to and from appointments; deliver services to Veterans at their homes and communities; and to accomplish many other outreach and service purposes.
- VA's fleet in 2019 numbered 21,887 vehicles in 300 fleets nationwide, ranging from sedans to mobile clinics
- Alternative fuel: 9.5% of total fleet fuel consumed
- Alternative fuel vehicles (AFVs) in fleet: 62%
- 66% of AFVs are E-85 vehicles, 24% are gas hybrids
- Number of electric vehicles: 44



ENVIRONMENTAL MANAGEMENT & SUSTAINABLE BUILDINGS

Environmental Management

- VA is “green” on both OMB Scorecard sustainable acquisition metrics (% and \$ amount of sustainable contract actions)
- VA OIT reported 100% of FY 2018 equipment purchased met the Electronic Product Environmental Assessment Tool (EPEAT) Registry standard.

Sustainable Buildings

- 36.9 % of eligible buildings, representing 44% of gross square footage, meet sustainability criteria
 - Total eligible buildings \geq 10K GSF: 1,844
 - Total eligible GSF: 136 million sq ft



ENV. MANAGEMENT HIGHLIGHTS

- VA won 165 of a total of 549 Practice Greenhealth (PGH) 2019 Environmental Excellence Awards, including:
 - Seven of the Top 25 Awards (exemplifying the highest standards for environmental sustainability practices in health care)
 - 23 Circles of Excellence Awards
 - 20 Emerald Awards.
- In 2019, for the fifth year in a row, one or more VA organizations won EPEAT Purchaser Awards for sustainable electronics purchasing
- VA is nearing completion of a final draft of revised NEPA implementing regulations (update of 1989 version)
- VA diverted 34.8% non-hazardous solid waste and 65.5% of construction & demolition materials/debris in FY2018



SUSTAINABLE BUILDINGS HIGHLIGHTS

- VA's healthcare mission means an inherent, ongoing focus on healthy indoor and outdoor environments at our facilities
- In FY 2017, VA made internal resources available so VA staff can self-certify space to the Guiding Principles in place of obtaining third party certification
- VA anticipates certifying more existing buildings over the next few years
- VA will continue to pursue Energy Star certification for all eligible buildings
- VA is working on establishing data fields for Sustainable Buildings in the Capital Assets Inventory for better tracking of Sustainable buildings



VA CHALLENGES

- Growing and evolving VA mission
- Mature program that has met/exceeded most key “ENERGY” mandates
- Aging infrastructure



QUESTIONS??

Thank you!

Asad Gilani CEM | BEP | CAP

Portfolio Manager

Energy Management Program (EMP)

Department of Veterans Affairs

810 Vermont Ave NW, Washington DC

Phone: 202 461 6032

Email: asad.gilani@va.gov